

Water Blasting Equipment

GENERAL CATALOGUE - CATALOGO GENERALE

EN

IT



PTC
master the water force

INDEX

SOMMARIO

3	COMPANY PROFILE
4	EASY POWER SERIES
8	JTR
10	PTC-55E
11	PTC-55D
12	PTC-132E
13	PTC-125D
14	PTC-250E
15	PTC-300D
16	CONFIGURATIONS
18	PROTECTIVE CLOTHING HP/UHP
19	ACCESSORIES

LEGEND • LEGENDA

EASY POWER SERIES

	Cold water pressure units <i>Unità ad acqua fredda</i>		Gasoline power supply <i>Alimentazione a benzina</i>
	Pressure (bar/MPa) <i>Pressione (bar/MPa)</i>		Electrical motor power (HP/kW) <i>Potenza motore elettrico (HP/kW)</i>
	Water flow rate (l/h) <i>Portata acqua (l/h)</i>		Engine power (HP/kW) <i>Potenza motore a combustione (HP/kW)</i>
	Electrical power supply <i>Alimentazione da rete elettrica</i>		Weight (kg) <i>Peso (kg)</i>
	Diesel power supply <i>Alimentazione a Diesel</i>		Dimensions (cm) <i>Dimensioni (cm)</i>

ELECTRICAL AND DIESEL UNITS SERIES

	Cold water pressure units <i>Unità ad acqua fredda</i>		Triplex pump <i>Pompa triplex</i>
	IE3 electric motor <i>Motore elettrico IE3</i>		Trasmission <i>Trasmissione</i>
	Motor power (kW) <i>Potenza motore (kW)</i>		Weight (kg/lbs) <i>Peso (kg/lbs)</i>
	5 stadi (diesel) <i>5 stage (diesel)</i>		Dimensions (cm/inch) <i>Dimensioni (cm/inch)</i>
	E. motor power (CV/HP) <i>Potenza motore E. (CV/HP)</i>		Documents <i>Documenti</i>
	Diesel motor power <i>Potenza motore diesel</i>		Further documentation <i>Ulteriore documentazione</i>



COMPANY PROFILE

INTRODUCTION

P.T.C. Srl is an Italian limited company founded in Genoa in 1968 with main activity as certification of petroleum products and calibration of storage tanks. Later the company diversified its activity including High Pressure Water Jetting technology, particularly related to the maintenance of petroleum processing plants, refineries, dry docks, etc.

Currently this activity, which “heart” is based on top of the range plunger pumps, has moved into different applications in many other areas using high pressure water jetting for civil maintenance (buildings and concrete structures, sewers, etc) and industrial purposes (refineries, sugar processing, petrochemical plants, foundries, cement works, power plants, etc.) and in processing machinery for the rubber hoses and automotive production industry.

HYDRODYNAMIC UNITS

PTC hydrodynamic units cover a complete power range from 15 to 550 kW (20 - 750 HP) in continuous duty thanks to high grade triplex pumps with maximum working pressures up to 3000 bar (44.000 psi). These units are projected by our technical staff and produced in our facilities in a wide range of models to suit different input power (by electric or diesel engine), assemblies (skid or trolley) and with accessories (soundproof cabinet, remote control, etc.), all tested in-house to assure the satisfaction of even the strictest requirements concerning reliability and performances.

For this reason our customer base is increasingly wide since PTC can solve innovative and standard applications mainly in the fields of:

- › Industrial maintenance (ship hulls, pipe washing, systems, exchangers, towers, filters, etc.)
 - › Pressurization of industrial lines (presses, hydro-forming, line and plant testing, etc)
 - › Concrete renovation (hydro-demolition, flaming, ripping, etc.)
 - › Various industrial uses (foundry castings, precision foundry, steel plate and billet descaling, cleaning and deburring of special pieces, engines, etc.)
- as well as underwater jobs.

SPECIAL EQUIPMENT

Over the years, PTC has worked closely with its customers to develop a wide range of taylor made equipment required to use high pressure water jets efficiently and safely, including:

- › RIGID OR MAGNETIC MOTORIZED TRACKS: to accompany the nozzle movement to delineate precise linear, radial or circular cuts and hydro-ripping
- › WASHING ROBOTS: (internal and external) for heat exchangers and pipe bundles in refineries
- › TEST BENCHES AND SYSTEMS: for flushing and testing pipes and systems up to 4000 bar
- › FIXED WASHING SYSTEMS: for easy hp cleaning in industrial areas.

QUALITY - PROFESSIONALITY - TECHNICAL ASSISTANCE

These are the key factors PTC makes available to its customers. Not just a product, but all the skill and service required to assure maximum performance and high reliability.

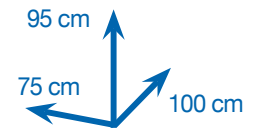
WATER BLASTING COMPACT UNITS
EASY POWER E



Comet TW Premium




Comet TW 500 Premium



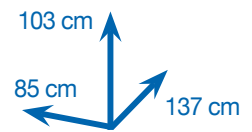

- Motori asincroni trifase 15 kW, dotati di giunto elastico
- Pannello di controllo con avviamento stella-triangolo e comandi in bassa tensione (24 V)
- Robusto telaio tubolare verniciato con trattamento anticorrosione
- Impugnature ergonomiche per agevolarne la manovrabilità
- Pannelli di rivestimento in acciaio inox AISI 304
- Pratici alloggiamenti per pistola e lancia
- 4 ruote schiumate Ø 320 "all-road" con cuscinetti a rulli
- Quadro comandi con interruttore generale, pulsanti di accensione e spegnimento, stop di emergenza, contatore, teleruttore con relè termico per la protezione del motore
- Aspirazione acqua diretta
- Manometro DN 63 in acciaio inox con glicerina
- Valvola unloader in acciaio inox a rilascio di pressione (ripristino al 50% della pressione impostata) ed EASY START
- Filtro acqua 100 mesh con cartuccia facilmente sostituibile
- Sicurezza mancanza acqua, sovrappressione, sovratemperatura

- Asynchronous three-phase motors 15 kW, with flexible motor-pump coupling joint
- Industrial low voltage (24 V) control panel with star-delta starter
- Sturdy painted tubular frame with anti-corrosion treatment
- Ergonomic grips for easy maneuverability
- AISI 304 stainless steel coated panels
- Practical housing for gun and lance
- Ø 320 "all-road" foamed wheels with roller bearings
- Control panel with main switch, on/off buttons, emergency stop, hour counter, contactor with thermic relay for motor protection
- Direct water suction
- S/S DN 63 pressure gauge with glycerin
- Stainless steel Unloader valve with pressure release system (reset at 50% of set pressure) and EASY START system
- 100 mesh water filter with easily replaceable cartridge
- Safety in case of lack of water, overpressure, overtemperature

Modello Model	Pompa Pump	Hz	Electric outlet Presa elettrica						
			A	Ph-V	l/min	bar	HP	kW	kg
EASY POWER E 15/500	Comet TW 500	50 60	32	3-400 3-400	15	500	20,4	15,0	175



EASY POWER L E



- Motori asincroni trifase 30 kW, dotati di giunto elastico
- Pannello di controllo con avviamento stella-triangolo e comandi in bassa tensione (24 V)
- Robusto telaio tubolare verniciato con trattamento anticorrosione
- Impugnature ergonomiche per agevolare la manovrabilità
- Pannelli di rivestimento in acciaio inox AISI 304
- Pratici alloggiamenti per pistola e lancia
- 4 ruote schiumate Ø 350mm "all-road" con cuscinetti a rulli
- Quadro comandi con interruttore generale, pulsanti di accensione e spegnimento, stop di emergenza, contattore, telerruttore con relè termico per la protezione del motore
- Aspirazione acqua diretta
- Manometro DN 63 in acciaio inox con glicerina
- Valvola unloader in acciaio inox a rilascio di pressione (ripristino al 50% della pressione impostata) ed EASY START
- Filtro acqua 100 mesh con cartuccia facilmente sostituibile
- Sicurezza mancanza acqua, sovrappressione, sovratemperatura

- Asynchronous three-phase motors 30 kW, with flexible motor-pump coupling joint
- Industrial low voltage (24 V) control panel with star-delta starter
- Sturdy painted tubular frame with anti-corrosion treatment
- Ergonomic grips for easy maneuverability
- AISI 304 stainless steel coated panels
- Practical housing for gun and lance
- Ø 350mm "all-road" foamed wheels with roller bearings
- Control panel with main switch, on/off buttons, emergency stop, hour counter, contactor with thermic relay for motor protection
- Direct water suction
- S/S DN 63 pressure gauge with glycerin
- Stainless steel Unloader valve with pressure release system (reset at 50% of set pressure) and EASY START system
- 100 mesh water filter with easily replaceable cartridge
- Safety in case of lack of water, overpressure, overtemperature

Modello Model	Pompa Pump	RPM	Icona Plug		l/min	bar	Icona Motor		kg	
			A	Ph-V-Hz			HP	kW		
EASY POWER L E 30/500	HPP ETH	1450	63	3-400-50	30	500	40,0	30,0	280	
EASY POWER L E 38/400	HPP ETH				38	400				
EASY POWER L E 13/1000	HPP ETV	1750			3-440-60	13				1000
EASY POWER L E 18/800	HPP ETV					18				800



EASY POWER XXL E



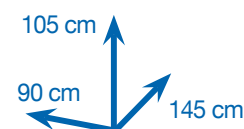
HPP EVR



HPP EFVR



HPP ELHR



- Robusto telaio composto da tubolari verniciati con trattamenti anticorrosivi
- Impugnature ergonomiche per agevolarne la manovrabilità
- Pannelli di rivestimento in acciaio inox AISI 304
- Pompa di rilancio per aumentare la pressione dell'acqua in aspirazione pompa, con serbatoio 65 lt in acciaio inox
- Pratici alloggiamenti per pistola e lancia
- 2 ruote piene ø 400 con asse in acciaio e cuscinetti a sfere + 2 ruote girevoli con freno
- Motore asincrono trifase 37 kW ad alta efficienza IE3
- Giunto elastico di accoppiamento motore-pompa
- Quadro di avviamento e comando industriale in bassa tensione (24V) con avviamento stella-triangolo e 10 metri di cavo alimentazione
- Teleruttore con relè termico per la protezione del motore
- Interruttore generale, pulsanti di accensione e spegnimento, stop di emergenza
- Contatore
- Sicurezza mancanza acqua, sovrappressione, sovratemperatura
- Manometro d.100 mm con glicerina

- Sturdy painted tubular frame with anti-corrosion treatment
- Ergonomic grips for easier manoeuvrability
- AISI 304 stainless-steel coated panels
- Booster pump to increase water pressure at pump inlet, with 65 lt stainless steel water tank
- Practical housings for gun and lance
- 2 x ø 400 solid wheels with steel axle and ball bearings + 2 castor wheels with brake
- Asynchronous three-phase 37 kW high-efficiency IE3 motor
- Flexible motor-pump coupling joint
- Industrial low-voltage (24V) power and control panel with star-delta starter and 10 metres of power cable
- Safety switch with thermal magnetic relay for motor protection
- Main switch, start/stop buttons, emergency stop
- Hour counter
- Safety in case of lack of water, overpressure, overtemperature
- Pressure gauge d.100 mm with glycerine

Modello Model	Pompa Pump	RPM	Icona Plug		Icona Pistola	Icona Manometro	Icona Motore	Icona Bilancia	
			Tipo - Type	Ph-V-Hz					
EASY POWER XXL E 38/500	HPP ELHR	1450	125A	3-400-50	38	500	50,0	37,0	650
EASY POWER XXL E 30/600	HPP ELHR	1750			30	600			
EASY POWER XXL E 19/1000	HPP EVR	1450	125A	3-440-60	19	1000	50,0	37,0	670
EASY POWER XXL E 15/1250	HPP EFVR	1750			15	1250			
EASY POWER XXL E 13/1450	HPP EFVR	1450		3-400-50	13	1450			



EASY POWER DIESEL STAGE V



LD

XXL D



HPP ETH



HPP ETV



125 cm
132 cm
153 cm



145 cm
120 cm
185 cm



HPP EFV



HPP ESVR





HPP ESHR

ON REQUEST



- Robusto telaio composto da tubolari verniciati con trattamenti anticorrosivi
- Pannelli di rivestimento in acciaio inox AISI 304
- Pratici alloggiamenti per pistola e lancia
- Motore Yanmar Stage V con raffreddamento a liquido
- A partire da 1000 bar Pompa di rilancio per aumentare la pressione dell'acqua in aspirazione pompa, con serbatoio 65 lt in acciaio inox
- Trasmissione cinghia-puleggia (Versione LD) ed azionamento diretto su versione XXL
- Versione trolley con 2 ruote piene + 2 ruote girevoli con freno
- Versione Skid su 4 piedi antivibranti (rimorchio industriale opzionale)
- Quadro di avviamento e comando per la gestione del motore e delle operazioni di lavoro
- Sicurezza mancanza acqua, sovrappressione, sovratemperatura
- Indicatore di livello carburante

- Sturdy painted tubular frame with anti-corrosion treatment
- AISI 304 stainless-steel coated panels
- Practical housings for gun and lance
- Motor Yanmar Stage V with liquid cooling
- Starting from 1000 bar Booster pump to increase the pump suction water pressure, with 65 lt stainless steel tank
- Belt-pulley transmission (LD version) and direct drive on XXL version
- Trolley version with 2 solid wheels + 2 swivel wheels with brake
- Skid version on 4 anti-vibration feet (industrial trailer on request)
- Starter and control panel for engine management and work operations
- Safety in case of lack of water, overpressure, overtemperature
- Fuel level indicator

Modello Model	Pompa Pump	Serbatoio carburante Gasoline tank						
			l/min	bar		type	HP	kW
EASY POWER LD 30/500	HPP ETH	50 lt	30	500	Yanmar 3TNV88C	48,3	35,5	600
EASY POWER LD 38/400	HPP ETH	50 lt	38	400	Yanmar 3TNV88C	48,3	35,5	600
EASY POWER LD 13/1000	HPP ETV	50 lt	13	1000	Yanmar 3TNV88C	48,3	35,5	600
EASY POWER LD 18/800	HPP ETV	50 lt	18	800	Yanmar 3TNV88C	48,3	35,5	600
EASY POWER XXL D 38/600	HPP ESHR	60 lt	38	600	Yanmar 4TNV98C	70,3	51,7	900
EASY POWER XXL D 24/1000	HPP ESVR	60 lt	24	1000	Yanmar 4TNV98C	70,3	51,7	900
EASY POWER XXL D 19/1250	HPP ESVR	60 lt	19	1250	Yanmar 4TNV98C	70,3	51,7	900
EASY POWER XXL D 13/1450	HPP EFVR	60 lt	13	1450	Yanmar 4TNV98C	70,3	51,7	900



JTR

European homologation - Approved for road transport, up to 1500 kg max GVW.
Omologazione Europea - Omologato per il trasporto stradale, max 1500 kg di GVW massimo.



Automatic-winding HP hose reel (versions up to 350 bar) or manual (500 bar versions)

Naspo HP ad avvolgimento automatico (versioni fino a 350 bar) o manuale (versioni 500 bar)



Heavy duty single axle trailer complete with high load capacity tires

Rimorchio monoasse per utilizzi gravosi completo di pneumatici ad elevata capacità di carico



Single boiler with anti-scale device and tank

Singola caldaia con dispositivo anticalcare e serbatoio



Front and rear cover and watertank in Fiberglass

Copertura anteriore e posteriore e serbatoio dell'acqua in vetroresina



LCD control panel

Pannello di controllo LCD



GENERAL FEATURES · CARATTERISTICHE GENERALI

- Water cooled Yanmar Stage V diesel engine, with electric starter
- Single axle trailer with rear lights and reflectors, automatic reverse gear, parking brakes, high load tyres, ABS and Mudguards
- Towing eye for a 50 mm diam. Sphere type
- 600 l water tank with low level alarm
- Water cooled Yanmar or Kohler diesel engine with electric starter
- Manual throttle control (Automatic on 30/500)
- ETH - ETV HPP pumps with pulley and belt transmission or reducer
- Pressure gauge, pressure regulator, safety valve and manual throttle (automatic on 30/500 model)
- Manual hose reel 500 bar high pressure version: 50m-1/2" or 3/8"; 350 bar automatic version: 30m-3/8" or 1/2"
- Manual hose reel with 35m hose for refill
- Front/Rear hoods and watertank of 600l capacity in Fiberglass
- Diesel heater with electronic temperature control system and anti-scale device
- High pressure hose 45m 3/8 "(optional)
- Working light (optional)
- Motore diesel Yanmar Stage V raffreddato ad acqua, con avviamento elettrico
- Carrello monoasse con luci posteriori e riflettori, retromarcia automatica, freno di stazionamento, pneumatici per carichi elevati, ABS e parafanghi
- Occhio sferico di traino diametro 50 mm
- Serbatoio acqua 600 litri con allarme livello minimo
- Motore diesel Kohler o Yanmar raffreddato ad acqua, con avviamento elettrico
- Acceleratore di giri manuale (Automatico su 30/500)
- Pompe HPP ETH - ETV con trasmissione a cinghia e puleggia o riduttore
- Manometro, regolatore di pressione, valvola di sicurezza e acceleratore manuale (automatico sul modello 30/500)
- Avvolgitubo alta pressione versione 500 bar manuale: 50m-1/2" or 3/8"; 350 bar versione automatico: 30m-3/8" o 1/2"
- Avvolgitubo manuale con tubo da 35 m per ricarica
- Cofanature anteriori / posteriori e serbatoio d'acqua di capacità 600l in vetroresina
- Caldaia diesel con sistema elettronico di controllo della temperatura e dispositivo anticalcare
- Tubo alta pressione 45m 3/8 "(optional)
- Faro di lavoro (optional)


TECHNICAL FEATURES · CARATTERISTICHE TECNICHE

MODELS MODELLI		l/min	bar	type	HP	kW	600 lt cm (L x W x H)	kg
HOT	JTR 30/500	30	500	Yanmar 4TNV88C	48	35,5	337x164x154	≥ 900
COLD	JTR 15/1000	15	1000	Yanmar 4TNV88C	48	35,5	337x164x154	≥ 900

ACCESSORIES ON REQUEST · ACCESSORI A RICHIESTA


Gun kit with different type of cleaning lances
Kit pistola con varie tipologie di lance da lavaggio



M24x1,5 floorwash kit
Kit lavapavimenti
M24x1,5



Hydro-sandblasting kit
Kit per idrosabbatura



Lancia a vapore per diserbo angolata e carrellata
Bent and Wheeled weed killer steam lance


55kW
 VERSION

PTC-55E



55 kW - 75 CV/HP

IE3 three-phase


 Direct transmission by joint with elastic element and protective cover -
Trasmissione diretta con elemento elastico intermedio e carter di protezione

 200 cm x 145 cm x 125 cm -
 78,7 inch x 57,0 inch x 49,2 inch


850 Kg - 1878 lbs





TECHNICAL FEATURES

PUMP	FLOW l/min	FLOW gpm	PRESSURE bar	PRESSURE mpa	kW	hp
HPP ESHR 55/500	55	12,1	500	7,25	55	75
HPP ESVR 26/1000	26	5,7	1000	15		
HPP ESVR 19/1450	19	4,2	1450	22		



PTC-55D



	55 kW - 75 CV/HP	DIESEL
	Direct transmission by joint with elastic element and protective cover - <i>Trasmissione diretta con elemento elastico intermedio e carter di protezione</i>	
	200 cm x 120 cm x 150 cm - 78,7 inch x 47,2 inch x 59 inch	
	1500 Kg - 3307 lbs	

TECHNICAL FEATURES

PUMP	FLOW l/min	FLOW gpm	PRESSURE bar	PRESSURE mpa	kW	hp
HPP ESHR 55/500	55	12,1	500	7,25	55	75
HPP ESVR 26/1000	26	5,7	1000	15		
HPP ESVR 19/1450	19	4,2	1450	22		


132kW
 VERSION

PTC-132E



132 kW - 180 CV/HP

IE3 three-phase


 Direct transmission by joint with elastic element and protective cover -
Trasmissione diretta con elemento elastico intermedio e carter di protezione

 250 cm x 160 cm x 150 cm -
 98,4 inch x 63,0 inch x 59,0 inch


1900 Kg - 4200 lbs





TECHNICAL FEATURES

PUMP	FLOW		PRESSURE		kW	hp
	l/min	gpm	bar	mpa		
HPP MLR 300/200	300	79	200	20	132	180
HPP H-150 SAP	66	17,4	1000	100		
HPP H-150 UAP	21	5,5	2800	280		



PTC-125D



	125 kW - 170 CV/HP	DIESEL
	Direct transmission by joint with elastic element and protective cover - <i>Trasmissione diretta con elemento elastico intermedio e carter di protezione</i>	
	300 cm x 160 cm x 220 cm - 118,1 inch x 63,0 inch x 86,6 inch	
	3000 Kg - 6614 lbs	





TECHNICAL FEATURES

PUMP	FLOW l/min	FLOW gpm	PRESSURE bar	PRESSURE mpa	kW	hp
HPP MLR 300/200	300	79	200	20	125	170
HPP H-150 SAP	66	17,4	1000	100		
HPP H-150 UAP	21	5,5	2800	280		



PTC-250E



	250 kW - 350 CV/HP	IE3 three-phase
	Direct transmission by joint with elastic element and protective cover - <i>Trasmissione diretta con elemento elastico intermedio e carter di protezione</i>	
	350 cm x 200 cm x 180 cm - 137,8 inch x 78,7 inch x 70,9 inch	
	3500 Kg - 7716 lbs	

TECHNICAL FEATURES

PUMP	FLOW l/min	FLOW gpm	PRESSURE bar	PRESSURE mpa	kW	hp
HPP H-300 SAP	181	47	750	75		
HPP H-300 SAP	138	35,8	1000	100		
HPP H-300 UAP	45	10,5	2800	280		



PTC-300D



	250 kW - 350 CV/HP	DIESEL
	Direct transmission by joint with elastic element and protective cover - <i>Trasmissione diretta con elemento elastico intermedio e carter di protezione</i>	
	400 cm x 200 cm x 220 cm - 157,5 inch x 78,7 inch x 86,6 inch	
	4000 Kg - 8818 lbs	

TECHNICAL FEATURES

PUMP	FLOW l/min	FLOW gpm	PRESSURE bar	PRESSURE mpa	kW	hp
HPP H-300 SAP	181	47	750	75	250	350
HPP H-300 SAP	138	35,8	1000	100		
HPP H-300 UAP	45	10,5	2800	280		

CONFIGURATIONS

A) SKID



B) ROOF SKID



CONFIGURATIONS

C) SOUNDPROOF CANOPY



D) TRAILER





SAVING LIVES

PROTECTIVE CLOTHING HP/UHP INDUMENTI DI PROTEZIONE HP / UHP

PPE FOR HANDHELD WATERJETTING

PPE FOR HANDHELD WATERJETTING

PPE FOR HIGH PRESSURE CLEANING

ELITE OPERATOR

10/28

PRO OPERATOR

2000 BAR / 30000 PSI 3000 BAR / 43500 PSI

1000 BAR / 15000 PSI 2800 BAR / 40000 PSI

200 BAR / 3000 PSI 500 BAR / 7500 PSI 500 BAR / 7500 PSI



Protection against water jets up to 3000 bar and rebound, e.g. concrete

Protezione da getti d'acqua fino a 3000 bar e da rimbalzo, esempio calcestruzzo

Protective clothing for water jets/sandblasting/hydrodemolition up to 2800 bar

Indumenti protettivi per getti d'acqua/sabbiatura/idrodemolizione fino a 2800 bar

Protective clothing for high pressure cleaning up to 500 bar

Indumenti protettivi per pulizia ad alta pressione fino a 500 bar



TO COMPLETE CLOTHING PER COMPLETARE L'ABBIGLIAMENTO



HELMET
CASCO



FOREARMS
AVAMBRACCI



GLOVES
GUANTI



GAITERS
GHETTE

WATER BLASTING GUNS




The H-Series guns have several features that allow them to adapt to different application heads and customer needs.




DUMP GUN

Special Gun designed and constructed for carrying out cleaning operations manually. The Dump gun has a “dump valve” and it allows to increase regulators lifetime and to reduce their maintenance ops.

Pistola speciale progettata e costruita per lavaggi ed attività manuali. La pistola Dump è di tipo a “scarico libero” e incrementa la durata dei regolatori di pressione e ne riduce gli interventi di manutenzione.

Model						
	l/min	US gpm	bar	psi	Kg	lbs
DUMP GUN 22K	40	10,6	1500	21755	4	9
DUMP GUN 40K	40	10,6	2800	40610	4,5	10
UNDERWATER DUMP GUN 40K	40	10,6	2800	40610	5	11




*Weight can change depending on the accessories and on the configuration required



ELECTRONIC HANDLE GUN PISTOLA A COMANDO ELETTRONICO

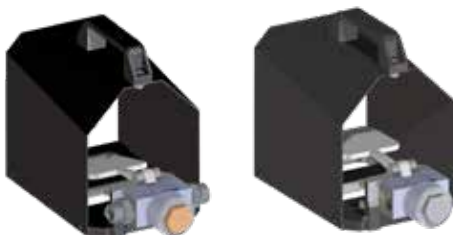
Spray gun type free flux with automatic engagement safety latch. In the handle there are a proximity sensor and a micro-switch. Input is delivered to control board and utilised for to manage UHP exercise function (engine RPM, pressure system, etc.). A mechanical swivel joint and 1 mt length of electrical cable with a special plug are included.




Pistola del tipo a flusso libero con blocco automatico, contenente nell'impugnatura un sensore di prossimità ed un micro-switch per gestire le funzioni UHP di esercizio (giri motore, pressione, etc), mediante un segnale elettronico. La pistola comprende un giunto meccanico rotante e un cavo elettrico schermato di lunghezza 1 metro con spina speciale protetta da calotta esterna.

Model						
	l/min	US gpm	bar	psi	Kg	lbs
4.882.0001.0	40	10,6	3000	43511	5	11

DUMP FOOT VALVE

High pressure dump foot valves



Model						
	l/min	US gpm	bar	psi	Kg	lbs
FOOT VALVE 22K	40	10,5	1500	22	7,5	16,7
FOOT VALVE 40K	30	7,9	2800	40	7,5	16,7

*Weight can change depending on the accessories and on the configuration required

GUNS ACCESSORIES



SWIVELS




The swivels are rotary connectors that allows you to move more freely with the gun, inhibiting constraints caused by the stiffness of the hose in high pressure.

up to 2800 bar - up to 40610 psi



POWERBOX 40K

Power Box 40K is a special pressure regulator pneumatic valve able to manage the flow of water directed to the water jetting accessory pneumatically activated.

Code						
	l/min	US gpm	bar	psi	Kg	lbs
Q231000002327	40	10,6	2800	40610	14	31





SURFACE PREPARATION

PTC offers a wide range of accessories for deep cleaning of work surfaces.

SCIMITAR

A waterblasting gun tool with a magnetic adjustable speed control system.







Model								Connection Thread
	rpm	l/min	US gpm	bar	psi	kg	lbs	
Scimitar 22K	900	30	7,9	1500	21755	1,5	3,3	F 1/4" BSP F 9/16" UNF LH
Scimitar 40K	3000	21	5,5	2800	40610	1,5	3,3	F 9/16" UNF LH



MULTIJET 40K





Pneumatic double trigger. Wide path cleaning area.

Code								Working Width mm
	rpm	l/min	US gpm	bar	psi	kg	lbs	
Q231000003650	1000	40	10,6	2800	40610	50	110	220



HANDYJET 40K

Hand tool for vertical surfaces with pneumatic double trigger.

Code								Working Width mm
	rpm	l/min	US gpm	bar	psi	kg	lbs	
Q231000003660	1000	40	10,6	2800	40610	11	22	220

PIPE CLEANING

Rotating nozzles for hoses and lances, and other accessories for removing dirt in pipes.

DAGGER

Hydraulically adjustable speed rotating tool for hydroblasting. Head with 6 or 7 nozzles configurations for cleaning or unplugging pipes. Able to be mounted on centralizers to clean even the larger pipes.



Model										Connection Thread
	rpm	l/min	US gpm	bar	psi	kg	lbs	min	max*	
DAGGER 22K	200	130	34,3	1500	21755	5,4	12	150 mm	1525 mm	3/4" NPSM-F (Adapter Male M24 x 1,5 DKO included)

*The max pipe diameter depends on the centralizer chosen

DAGGER CENTRALIZER



Can be supplied for inner pipe diameter:

mm [in]							
130 [5,1]	140 [5,5]	180 [7,1]	220 [8,7]	250 [9,8]	280 [11]	300 [11,8]	229 - 508 [9 - 20]

TEMPEST

Hydraulically adjustable speed rotating tool for hydroblasting. Head with 5 or 6 nozzles configurations for cleaning or unplugging pipes. Able to be mounted on centralizers to clean even the larger pipes.



Model										Connection Thread
	rpm	l/min	US gpm	bar	psi	kg	lbs	min	max*	
TEMPEST 40K	1000	30	7,9	2800	40610	1,2	2,6	50 mm	150 mm	F 1/18" UNF

*The max pipe diameter depends on the centralizer chosen

TEMPEST CENTRALIZER



Can be supplied for inner pipe diameter:

mm [in]						
60 [2,4]	76,2 [3]	80 [3,1]	90 [3,5]	101,6 [4]	114,3 [4,5]	127 [5]

PIPE CLEANING

Rotating nozzles for hoses and lances, and other accessories for removing dirt in pipes.



T NOZZLE

Rotating tool for hydroblasting. Side jet for cleaning pipes. Rotation by self propulsion.

67 l/min - 17,7 US gpm
 up to 1400 bar - up to 20305 psi



B NOZZLE

Rotating tool for hydroblasting. Front and side jet for cleaning pipes. Rotation by self propulsion.

120 l/min - 31,7 US gpm
 up to 1400 bar - up to 20305 psi

OTHER ACCESSORIES



TUBOJET

Device for cleaning evaporators or tubes in vertical position.



SAFETY FLEX

Flexible hose anti-retraction tool for cleaning heat exchangers. Designed with the purpose of protecting the operator during the operation.



SAFETY ARM

Safety accessory to minimize the operator's effort during vertical cleaning operations.



www.ptcitaliana.com



PTC Srl · Via Mantegna n. 4 · 42048 Rubiera (RE) ITALY
Phone +39 0522 626477 · Email sales@ptcitaliana.com
Website www.ptcitaliana.com

